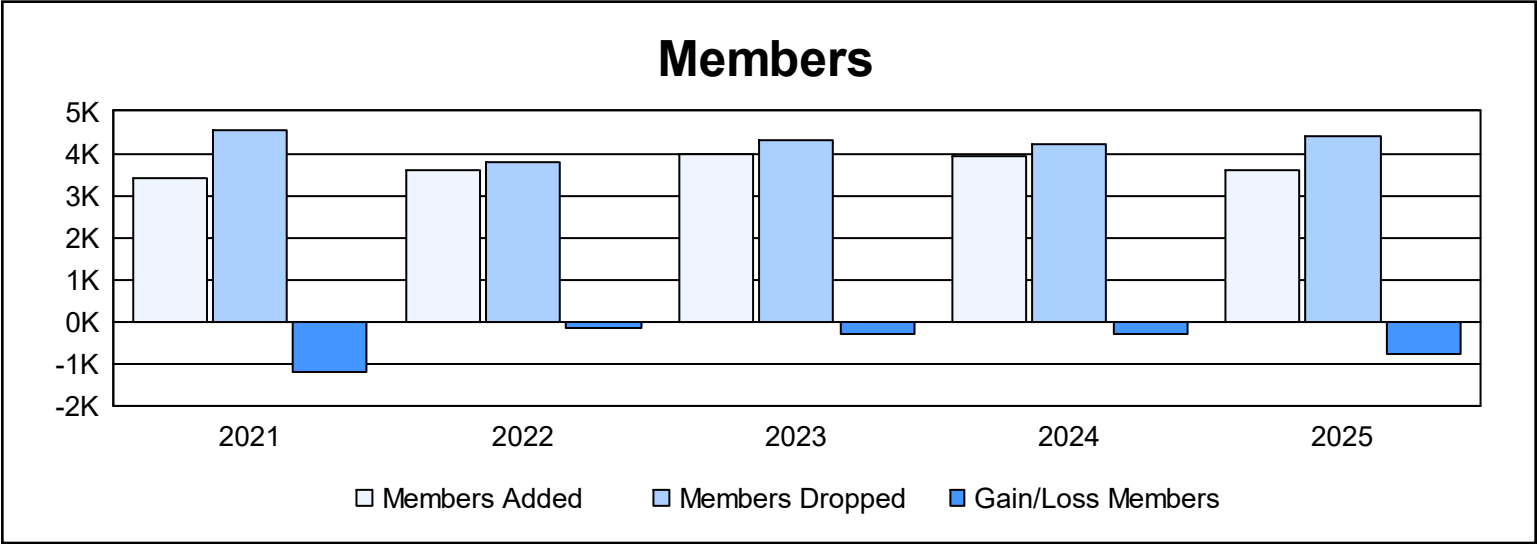
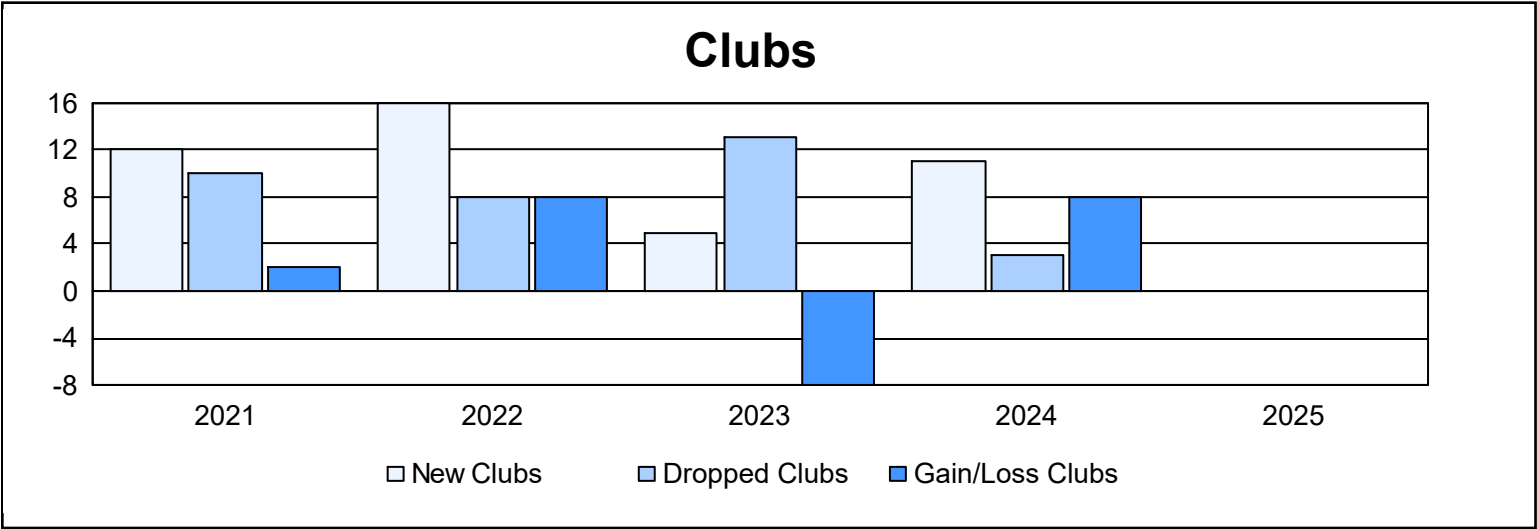
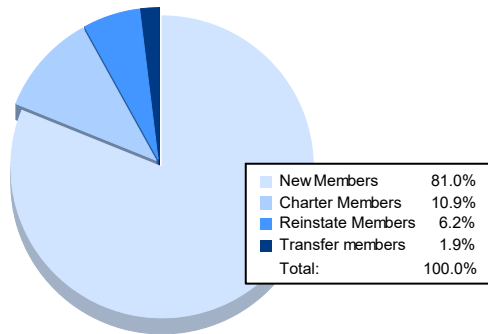


Year	New Clubs	Dropped Clubs	Gain/ Loss Clubs	New Members	Charter Members	Reinstate Members	Transfer Members	Total Member Added	Total Members Dropped	Gain/ Loss Members
2020-2021	12	10	2	2,800	421	129	37	3,387	4,567	-1,180
2021-2022	16	8	8	2,928	533	101	56	3,618	3,770	-152
2022-2023	5	13	-8	3,587	196	133	68	3,984	4,301	-317
2023-2024	11	3	8	3,348	376	141	56	3,921	4,219	-298
2024-2025				2,908	390	224	69	3,591	4,384	-793
Average	11	9	3	3,114	383	146	57	3,700	4,248	-548



Membership Composition June 2025 Cumulative



Gender Composition June 2025 Cumulative

